

**ATTENZIONE: il vecchio motore
(vedi foto a lato)
non è più disponibile.**

**Nel caso di una sua sostituzione,
questi sono i codici da ordinare.**



KW713281 - ASSIEME MOTORE COMPLETO 230V



KW685812 - COPERTURA TERMINALE




ASSIEME SCHEDA 120V / 230V

**KW660393 - SENZA FUNZIONE IMPULSO (NERO) - solo modelli PM
KW660020 - CON FUNZIONE IMPULSO (TRANSLUCIDO)**




KW664129 - CABLAGGIO

La manopola di controllo da utilizzare dovrà essere scelta tra le seguenti:



KW660044 (GRIGIO/CROMATA)



KW710432 - BIANCA



KW710436 (SILVER/CROMATA)



KW650207 (ANTRACITE)



KW669208 (CROMATA/INSERTO CROMATO)



KW660056 (GRIGIO/CROMATA)



KW664155 (BIANCO/CROMATA)
KW664167 (GRIGIO/CROMATA)



KW681907 (BIANCO/GRIGIO SCURA)



ENGLISH

If you are replacing an old motor with a new motor, the following parts must be ordered together.



OLD MOTOR NO MORE AVAILABLE



MOTOR ASSEMBLY COMPLETE WITH COWL

KW713281 - 230V WHITE (INCLUDES NTC)

KW665719 - 120V - WITH THERMAL PROTECTOR - GREY COVER



KW685812 - BODY COVER ASSEMBLY



CONTROL MODULE 120/230V

KW660393 - WITHOUT PULSE (BLACK COVER)-PM machines only

KW660020 - WITH PULSE (TRANSLUCENT COVER)

The knobs to be used with this control module, must be selected from those shown below



KW664129 - CONTROL MODULE SUPPLY CONNECTION LEAD


With one of the following control knobs:



KW660044 (GREY/CHROMIUM-PLATED)




KW710432 - WHITE



RECOMMENDED FOR THE KM500 & KM310 CHEF
KW710436 (SILVER/CHROMIUM-PLATED)



KW650207 (ANTHRACITE)



KW669208 (CHROMIUM-PLATED/CHROMIUM-PLATED INSERT)



KW660056 (GREY/CHROMIUM-PLATED)



UL CONTROL KNOBS ARE MARKED 'OFF'
STANDARD KNOBS ARE MARKED 'O'

KW664155 (WHITE/CHROMIUM-PLATED)

KW664167 (GREY/CHROMIUM-PLATED)



KW681907 (WHITE/DARK GREY)